

EN RADIATOR RELOCATION KIT INSTALLATION MANUAL

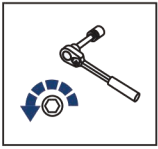
DE EINBAUVORSCHRIFT FÜR DIE AUSTRAGUNG DES KÜHLERS

RU ИНСТРУКЦИЯ ПО УСТАНОВКЕ ВЫНОСА РАДИАТОРА

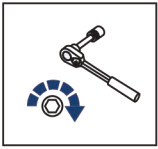


**For: ODES 650/850/1000 (2023-)**

444.8515.1



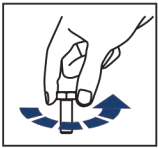
EN Regular fasteners  
DE Originale montageteile  
RU Штатный крепеж



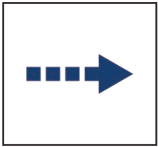
EN Regular fasteners  
DE Originale montageteile  
RU Штатный крепеж



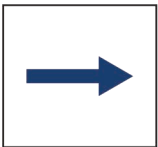
EN Screw a several turns  
DE Für wenigen Umdrehungen befestigen  
RU Вкрутить на несколько оборотов



EN Loosen bolts  
DE Bolzen lockern  
RU Выкрутить на несколько оборотов



EN Movement Arrow  
DE Bewegungsrichtung  
RU Движение



EN Location/Position Arrow  
DE Anordnung/Positionsrichtung  
RU Расположение



EN Screw Arrow  
DE Drehungsrichtung  
RU Поворот



EN Ratchet  
DE Ratsche  
RU Трещётка



S - 10  
S - 13



HEX

S - 4  
S - 5



EN Drill  
DE Bohrmaschine  
RU Дрель



Ø 36



EN Sealant  
DE Dichtmasse  
RU Герметик



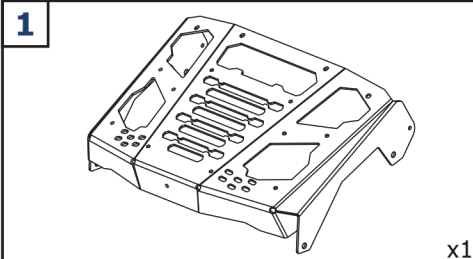
EN Dryer  
DE Föhn  
RU Фен



EN Hacksaw  
DE Säge  
RU Ножовка

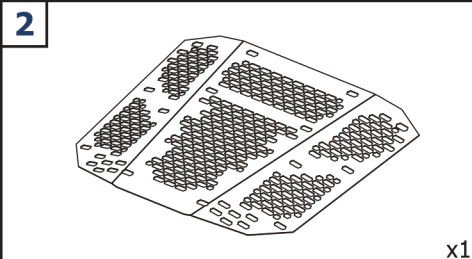


EN Office Knife  
DE Büromesser  
RU Канцелярский нож



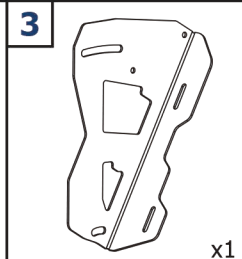
1

x1



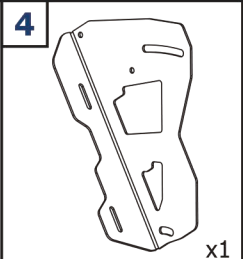
2

x1



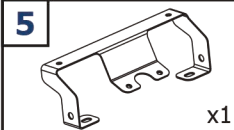
3

x1



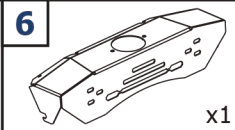
4

x1



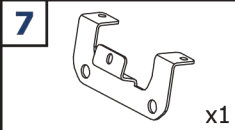
5

x1



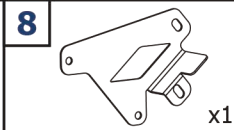
6

x1



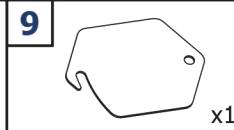
7

x1



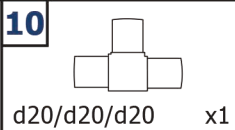
8

x1



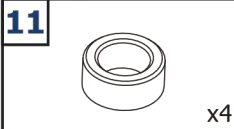
9

x1



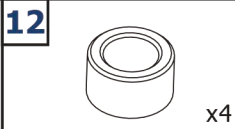
10

d20/d20/d20 x1



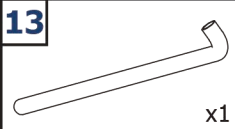
11

x4



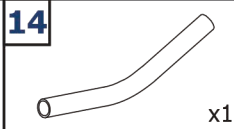
12

x4



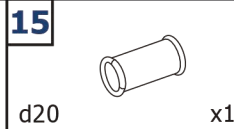
13

x1



14

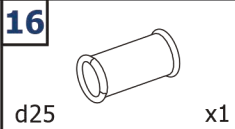
x1



15

d20

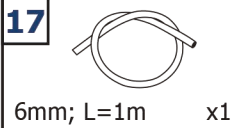
x1



16

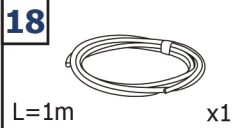
d25

x1



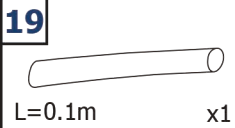
17

6mm; L=1m x1



18

L=1m x1



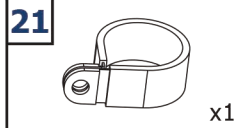
19

L=0.1m x1



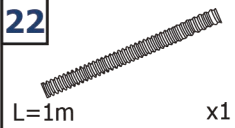
20

20-32 x4



21

x1



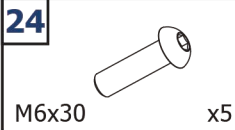
22

L=1m x1



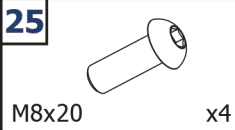
23

M6x16 x22



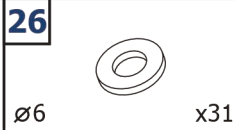
24

M6x30 x5



25

M8x20 x4



26

Ø6 x31



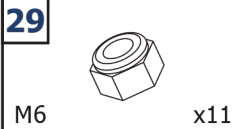
27

Ø6 x8



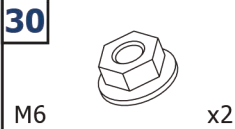
28

Ø8 x4



29

M6 x11



30

M6 x2

**EN** Attention! All flexible hose couplings are designed with a sealant.

**DE** Achtung! Alle flexiblen Schlauchkupplungen werden mit einem dichtmittel ausgeführt.

**RU** Внимание! Все соединения гибких рукавов выполнять с использованием герметика.

